

EMF Mitigation 5.0 Program Upgrade Symptom Ratings: Phase 1 Pilot Study

Paule Bellwood, Ph.D. · Jeffrey J. Stegman, B.Sc. · Gary E. Schwartz, Ph.D.

Keywords

Electromagnetic Field · EMF · Electromagnetic Field Mitigation · EMF Mitigation
Focused Life-Force Energy · FLFE · Sensitivity to Electromagnetic Field
Sensitivity to EMF · Electromagnetic Hypersensitivity · Program Upgrade

Abstract

Sensitivities to Electromagnetic Fields (EMFs) can affect individuals to varying degrees. One of the main strategies for relieving the symptoms caused by these fields is limiting exposure to them. Focused Life-Force Energy (FLFE) provides an EMF mitigation service that offers individuals relief from EMFs without having to avoid them or without having to limit the exposure to them. FLFE also often releases service upgrades based on new discoveries and customer feedback. The FLFE EMF Mitigation Program upgrade (i.e., version 5.0) was used in this study to explore its effects on 22 volunteers over a 15-day intervention period. The results showed reductions in all 30 EMF symptoms tested and a decrease in overall averaged symptoms as compared to the effectiveness of the previous version of the EMF Mitigation Program (i.e., version 4.0).

Introduction

Sensitivities to Electromagnetic Fields (EMFs), also known as Electromagnetic Hypersensitivity (EHS) or “Microwave syndrome”, are a clinical condition that encompasses various nervous system and skin symptoms as well as other health problems ranging from issues with neurological and cognitive functioning to negative autonomic nervous system effects [1, 2]. Typically, these symptoms and effects occur after exposure to EMFs in the environment [2]. EHS symptoms can be similar to those frequently reported by individuals with multiple chemical sensitivities (MCSs) [2].

Some researchers call for limiting exposure to EMFs [2], but new technologies are being developed and implemented at an increasing

pace, making the exposure to EMFs practically unavoidable. Others are suggesting the need for EMF mitigating approaches to alleviate the effects of exposure to EMFs [3].

Focused Life-Force Energy (FLFE) has developed an EMF mitigation service that gets frequently upgraded. One of the aims of the service (<https://www.flfe.net/>) is to alleviate the symptoms of EMF sensitivities. Its effects and mechanisms of action are not yet fully understood. This research study aims to continue the scientific exploration into these effects, thus intending to validate and extend many of the positive and mostly spontaneous reports (i.e., anecdotal evidence) from past and current FLFE customers.

Background

EHS is a syndrome that often presents with common complaints (e.g., fatigue, headaches, general weakness, ringing in the ears, insomnia, brain fog and difficulty concentrating, irritability, aches and pains, difficulty with balance and vertigo, and even neuropsychiatric effects) that can also be attributed to other syndromes and conditions (e.g., chronic fatigue, fibromyalgia, multiple chemical sensitivity, depression, etc. [1, 4, 5]. In addition, the adverse health effects of EMFs are “a contentious issue [and] [...] primary care physicians have no objective diagnostic algorithms by which to diagnose EHS”, thus often resulting in EHS sufferers being “referred to a psychiatrist” [4, p. 217].

There is some evidence to suggest “that these symptoms are triggered by exposure to EMFs in sensitive individuals”, including “both the extra low electromagnetic fields (ELFs) coming from

Note: The Introduction and Background sections across all white papers on the topic of FLFE’s effects on EMFs are very similar. This was done to ensure that all relevant information is included in each white paper and that each white paper acts as a standalone publication when read individually.

electricity and the radiofrequency (RF) EMFs coming from radar, communication devices, Wi-Fi, smart meters and many other forms of wireless devices" [4, p.217].

Currently, one of the main recommendations to avoid EHS is limiting exposure to EMFs [2]; however, the EMFs and RFs seem to be ever more prevalent in our environments, in some cases increasing between 20.1 and 57.1% annually [6] thus making electromagnetic radiation inescapable [2]. Others are calling for developing and implementing ways to mitigate EMFs in the environment, such as setting a specific threshold for the amount of power radiated per unit volume at a distance [3] or by using reconfigurable intelligent surfaces to manipulate the electromagnetic environment [7].

FLFE is a Canadian company offering a consciousness-raising subscription-based service for a property or around an object. The FLFE system is designed to focus available life-force energy and to activate a high consciousness field at a specified location (i.e., legal address or geographic coordinates) or around a personal object (i.e., mobile phone). The higher-level consciousness field, in combination with other enhancements, is intended to increase the beneficial nature of the local environment. The FLFE service claims are extraordinary [8] in terms of mainstream science and various experiments, such as the one detailed in this paper, have been conducted to explore the effects of the purported beneficial environmental changes. FLFE's experimental philosophy is to first explore the effects (i.e., *'Is something happening?'*) and then, when possible and practical, explore the mechanisms of action. For more information, please see the FLFE Gold Standard research statement (<https://www.flfe.net/research>).

Previously, a pilot study (n=10) and a replication study (n=40) were conducted using the 4.0 version of the FLFE EMF Mitigation Program. The results of these studies are available here:

- <https://www.flfe.net/emf-data/> and
- <https://www.flfe.net/emf-data-2/>.

In this study, the FLFE EMF Mitigation Program upgrade (i.e., version 5.0) was offered to the study

participants. Using Applied Kinesiology, this version of the program was predicted to result in:

1. a 20% improvement as compared to the FLFE EMF Mitigation Program 4.0 when at least 7 grams of genuine Shungite were present within 1 foot of the individual experiencing the EMF Mitigation Program, and
2. A 10% improvement without the Shungite.

Methods

The survey instrument from the pilot and the replication studies was used again for the new pilot study exploring the effects of the FLFE EMF Mitigation Program upgrade. The instrument was developed in collaboration with Dr. Tania M. Slaweki from the Materials Research Institute, the Pennsylvania State University. It includes questions on 30 EMF symptoms, focusing on their intensities and frequencies and their rankings from 0 to 10.

For the intensities:

- 0 (zero) indicated that the individual did **NOT** have the symptom.
- 1 indicated a mild or minor discomfort from the symptom.
- 5 indicated a moderately uncomfortable symptom - tolerable but just barely.
- 10 indicated severe discomfort from the symptom - an extremely uncomfortable, painful, and/or debilitating symptom, or potentially life-threatening.

For the frequencies:

- 0 (zero) indicated that the individual did **NOT** experience the symptom.
- 1 indicated that the individual experienced the symptom infrequently, 10% of the time or less which works out to be about 3 times a month or less.
- 2.5 indicated that the individual experienced the symptom about 25% of the time, which works out to be 1-2 times per week.
- 5 indicated that the individual experienced the symptom about 50% of the time, say, 3-4 times per week.
- 10 indicated that the individual experienced the symptom 100% of the time, every hour of every day (continuous or chronic).

The initial (i.e., baseline) survey also included questions on adverse effects from 18 common household devices (e.g., energy-saving lightbulbs) and structures in the environment (e.g., cellphone towers). The Baseline survey instrument is available in Appendix A.

Participants were recruited via FLFE’s website, through FLFE’s Facebook group, by reaching out to previous study participants, and by advertising the study in FLFE’s webinars.

A total of two surveys were administered to each study participant over a period of 15 days. The surveys were administered remotely using the Smartsheet online software (for more information, please visit <https://www.smartsheet.com/>). The recruitment was recurring and, therefore, the survey administration was continuous until a desired number of participants was reached (i.e., rather than recruiting all participants as a group and advancing them through the study as a cohort, each participant went through their own study timeline lasting 15 days).

For each participant, the Baseline survey was administered at Day 0, after which the intervention was applied (i.e., the FLFE’s EMF Mitigation service upgrade was turned on). The Flagship FLFE service for properties and phones was used for the duration of the study. The Follow-up survey was administered at Day 15. Following the study, participants received additional 15 days of complimentary FLFE Flagship service on their properties and phones.

Results

20 females and 2 males participated in the study. Participants’ ages ranged from 29 to 76 years old (mean for the age was 57.3 years old). For analysis purposes, the intensity and frequency ratings were combined to create symptom scores (i.e., average of intensity and frequency ratings, per symptom). 22 out of 22 participants (i.e., 100%) reported reductions in their averaged symptom scores following the 15-day intervention (Mean reduction=Post-Pre=-1.31, t=-5.614, df=2,1 p<0.00005 Figure 1).

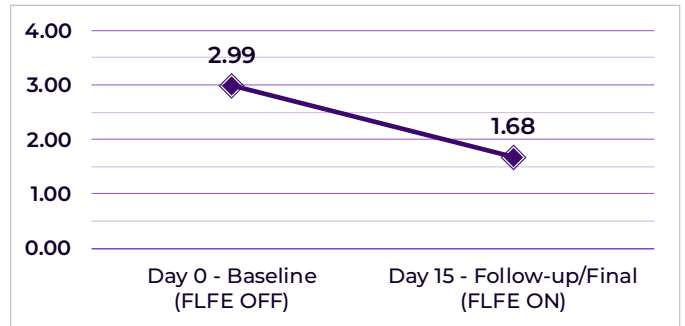


Figure 1. All symptom ratings at days 0 and 15 for n=22.

T tests revealed that the overall averaged symptoms intensity effect was Post-Pre=-1.47, t=6.223, df=21, p<.00001, and the overall averaged symptoms frequency effect was Post-Pre=-1.15, t=-4.547, df=21, p<.0005.

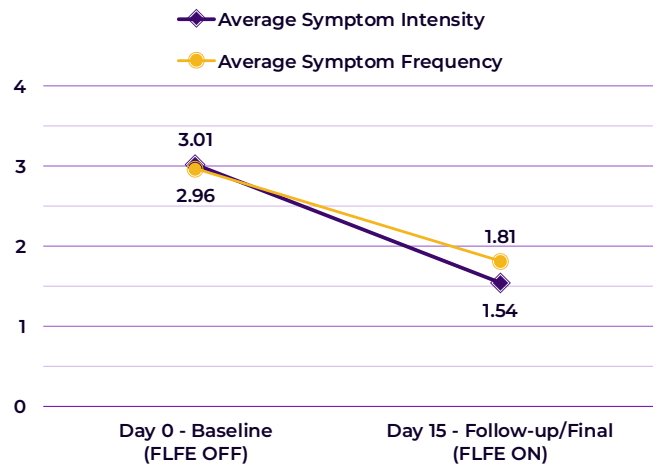


Figure 2. All symptom intensity and frequency ratings at days 0 and 15 for n=22.

Analysis of variance revealed that the pattern of averaged symptoms decreasing more for intensity than frequency was statistically significant for the FLFE EMF Mitigation Program 5.0 upgrade (F(1,21)=4.740, p<.05).

All symptom scores at Day 0 and their reductions by Day 15 were assessed by each individual symptom, out of 30 (Figure 3).

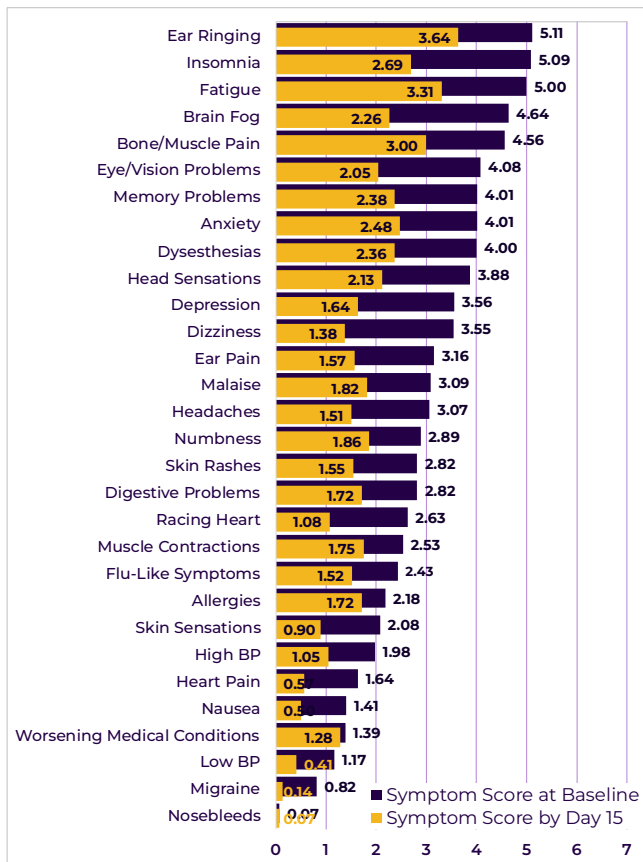


Figure 3. Individual symptom scores at day 0 and by day 15.

Five largest EMF mitigation effects were observed for the following symptoms (Figure 4):

1. Insomnia (-2.39)
2. Brain Fog (-2.38)
3. Dizziness (-2.17)
4. Eye/Vision Problems (-2.03)
5. Depression (-1.92).

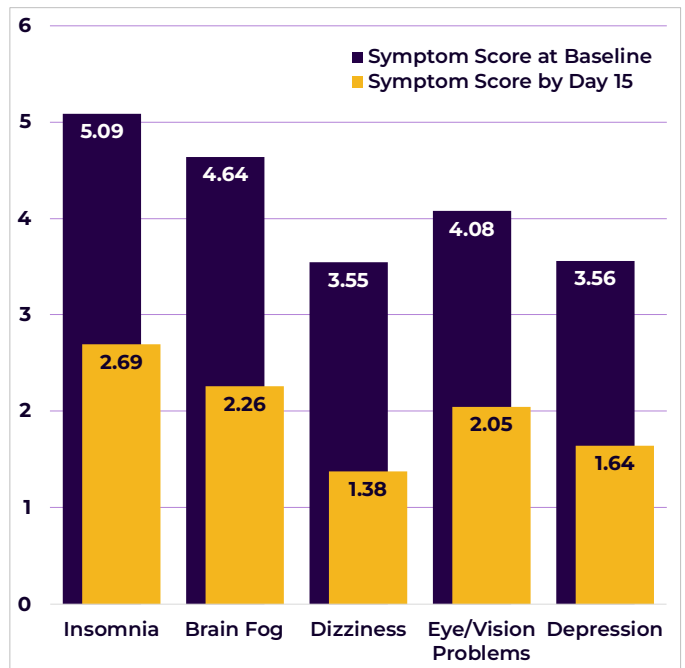


Figure 4. Five largest EMF Mitigation effects with the FLFE EMF Mitigation intervention after 15 days.

When comparing average intensity and frequency symptom scores for the FLFE EMF Mitigation Program 4.0 versus the FLFE EMF Mitigation Program 5.0, the FLFE EMF Mitigation Program 5.0 resulted in additional average symptom score decreases. We observed a 32% greater reduction in the *intensity* of EMF symptoms when it comes to FLFE EMF Mitigation Program 5.0 compared to FLFE EMF Mitigation Program 4.0. We further observed an 11% greater reduction in the *frequency* of EMF symptoms when it comes to FLFE EMF Mitigation Program 5.0 compared to FLFE EMF Mitigation Program 4.0. Consequently, there was a 22% greater overall reduction in *intensity and frequency* of EMF symptoms *averaged* for EMF Mitigation Program 5.0 compared to EMF Mitigation Program 4.0. This (22% reduction) supports the initial prediction (20% reduction) of the anticipated differences between the previous FLFE EMF Mitigation Program (i.e., version 4.0) and the program upgrade (i.e., version 5.0).

Limitations

There was a lack of blinding to the presence of the FLFE service in this Phase 1 experiment, which may have resulted in a degree of a placebo effect. This, however, was intentional to ensure thorough completion of Phase 1 as per FLFE's Research Gold Standard (<https://www.flfe.net/research/>). Another

limitation to this study may have been the self-selection and self-identification process of the EMF-sensitive individuals to participate in the study.

Conclusion and Future Directions

Findings from this study replicate the previous two FLFE EMF mitigation studies and replicate the FLFE customers' spontaneous reports that FLFE can help mitigate symptoms of EMF sensitivity. Overall, the primary EMF mitigation of the upgraded FLFE EMF Mitigation Program includes symptom reductions in insomnia, brain fog, dizziness, eye/vision problems, and depression. These symptoms also are typically among the most intensely and frequently reported by highly EMF sensitive persons. In addition, this study shows further improvements in the FLFE EMF Mitigation Program compared to the previous version of the program. The average 22% improvement observed in EMF symptoms supports the predicted improvement comparing the two versions of the FLFE EMF Mitigation Program.

Future research is planned to include a Phase 2 comparison experiment with volunteers who will be blinded (i.e., will be unaware whether they are receiving the FLFE mitigation protocol) during a specific period. In addition, future Phase 1 and Phase 2 FLFE EMF Mitigation experiments may investigate how these effects occur, including (a) exploring changes to the EMFs that may explain the EMF mitigation effects observed, and b) possible biophysical, biochemical, cellular, and physiological mechanisms in humans and other organisms (including animals and plants).

References

- [1] World Health Organization. (2004). Electromagnetic hypersensitivity: Proceedings, International Workshop on Electromagnetic Field Hypersensitivity, Prague, Czech Republic, October 25-27, 2004. <https://www.who.int/publications-detail-redirect/9789241594127>
- [2] Stein, Y., & Udasin, I. G. (2020). Electromagnetic hypersensitivity (EHS, microwave syndrome) – Review of mechanisms. *Environmental Research*, 186, 109445. <https://doi.org/10.1016/j.envres.2020.109445>
- [3] Nasim, I., & Kim, S. (2019). Mitigation of human EMF exposure in downlink of 5G. *Annals of Telecommunications*, 74(1), 45–52. <https://doi.org/10.1007/s12243-018-0696-6>
- [4] Carpenter, D. O. (2015). The microwave syndrome or electro-hypersensitivity: Historical background. *Reviews on Environmental Health*, 30(4), 217–222. <https://doi.org/10.1515/reveh-2015-0016>
- [5] Pall, M. L. (2016). Microwave frequency electromagnetic fields (EMFs) produce widespread neuropsychiatric effects including depression. *Journal of Chemical Neuroanatomy*, 75, 43–51. <https://doi.org/10.1016/j.jchemneu.2015.08.001>
- [6] Urbinello, D., Joseph, W., Verloock, L., Martens, L., & Rösli, M. (2014). Temporal trends of radio-frequency electromagnetic field (RF-EMF) exposure in everyday environments across European cities. *Environmental Research*, 134, 134–142. <https://doi.org/10.1016/j.envres.2014.07.003>
- [7] Santos, H. L. dos, Vaca-Rubio, C. J., Kotaba, R., Song, Y., Abrão, T., & Popovski, P. (2023). EMF Exposure Mitigation in RIS-Assisted Multi-Beam Communications (arXiv:2305.05229). arXiv. <https://doi.org/10.48550/arXiv.2305.05229>
- [8] Schwartz, G. E. (2021). *Extraordinary claims require extraordinary evidence: The science and ethics of truth seeking and truth abuse*. Cardiff, CA: Waterside Productions.

Appendix A

Baseline Survey for the “EMF Sensitives Phase 1 Replication Experiment with FLFE Service” Study

Participant ID

Please ensure the accuracy of your entered Participant ID. It needs to look exactly as it was sent to you.

Permission Request

In this initial survey, we will be asking you first for your permission to make use of the responses you provide during this study.

Note: your personally identifiable information (name, address, phone number, etc.) will remain secure with the FLFE's research project database, will not be shared with anyone, and will never be sold. You will receive the FLFE's EMF Mitigating service free of charge for six months following the conclusion of the study, when your personally identifiable information will be utilized to create your free account.

Do you give us permission, while maintaining your anonymity, to incorporate your answers and comments you provide in this and the remaining surveys into a research database to be used for our scientific analysis? (This information may eventually be presented, as anonymous data only, for peer-reviewed publication in a scientific journal and/or other public health venues and/or on the FLFE website.)

Yes No

Do you give us permission to quote your comments anonymously in similar contexts (e.g., journal publication, public health venues, FLFE website)?

Yes No

Assessment of Your Electromagnetic Sensitivity

Have you been diagnosed medically in any way as having Electromagnetic Hypersensitivity Syndrome (EHS) or Electromagnetic Sensitivity (EMS)?

Yes No Other

Do you currently have or have you been diagnosed in the past as having Multiple Chemical Sensitivity (MCS)?

(We ask this because scientific research has revealed a strong link between MCS and EHS/EMS.)

Yes No Other

Adverse Effects Rating

Please rank on a scale of 0 to 10 the degree to which you experience adverse effects from each of the following devices, where:

- 0 (zero) indicates that you do **NOT** experience adverse effects from it;
- 1 indicates that you **do not know** or **are not sure** – have never noticed or paid attention well enough to say for certain; or you've never (knowingly) been exposed to it to know;
- 2 indicates you notice slight effects from exposure to it;
- 5 indicates moderately noticeable effects – you can definitely tell it's affecting you;
- 10 indicates severe/debilitating adverse reaction/effects to exposure to it.

Do not feel locked into integer values. You may use non-integer values (e.g., 5.3 or 7.5, etc.) if that helps you to better quantify your experience.

Effects of Device 1 - Cell Phones

Effects of Device 2 - Cell Phone Towers

Effects of Device 3 - Cordless Phones / Cordless Phone Bases

Effects of Device 4 - Corded Phones with Call Waiting / Caller ID

Effects of Device 5 - Wireless Internet (WiFi, WLAN, UMTS, WiMax)

Effects of Device 6 - Wireless Computer Routers or Modems (also WiFi)

Effects of Device 7 - Bluetooth Devices (Hearing Aids, Ear Buds, Speakers)

Effects of Device 8 - Computers (including iPads / Tablets) connected to the Internet Wirelessly

Effects of Device 9 - Other Wireless Computer Accessories (Mouse, Printer)

Effects of Device 10 - Computers that have all Wireless Features turned off and are wired to the Internet via Ethernet Cables

Effects of Device 11 - Other Wireless Devices (Baby Monitor, Smart Watch)

Effects of Device 12 - 5G Antennas

Effects of Device 13 - Wireless Smart Electric, Gas, or Water Meters

Effects of Device 14 - Energy-Saving Light Bulbs

Effects of Device 15 - Power Lines (particularly if located near Your Home)

Effects of Device 16 - Power Supplies and Power Strips to Electronics

Effects of Device 17 - Electric or Induction-Type Stoves

Effects of Device 18 - Microwave Ovens

Baseline

The rest of this survey will provide an initial baseline against which to compare what you experience once the FLFE field is activated.

We would like to assess how often you suffer from your symptoms in addition to their severity.

Pay attention to the time of the day when you fill out the survey (e.g., morning), aiming to do it at the same time of the day for all the surveys in this study.

Intensity of Symptoms

Please rank on a scale of 0 to 10 the intensity of the following 30 symptoms you have experienced over the **last 45 days**, some or all of which may be arising from your sensitivity to electromagnetic fields or radiation from wireless devices.

- 0 (zero) indicates that you do **NOT** have this symptom.
- 1 indicates a mild or minor discomfort from the symptom.
- 5 indicates moderately uncomfortable symptom - tolerable but just barely.
- 10 indicates severe discomfort from the symptom - an extremely uncomfortable, painful, and/or debilitating symptom, or potentially life-threatening.

Do not feel locked into integer values. You may use non-integer values (e.g., 5.3 or 7.5, etc.) if that helps you to better quantify your experience of a symptom.

Frequency of Symptoms

Please indicate on a scale of 0 to 10 how frequently you have experienced each of these 30 symptoms over the course of the **last 45 days**, some or all of which may be arising from your sensitivity to electromagnetic fields or radiation from wireless devices.

- 0 (zero) indicates that you do **NOT** experience this symptom.
- 1 indicates you experience the symptom infrequently, 10% of the time or less which works out to be about 3 times a month or less.
- 2.5 indicates you experience the symptom about 25% of the time, which works out to be 1-2 times per week.
- 5 indicates you experience the symptom about 50% of the time, say, 3-4 times per week.
- 10 indicates you experience this symptom 100% of the time, every hour of every day (continuous or chronic).

Do not feel locked into integer values. You may use non-integer values (e.g., 5.3 or 7.5, etc.) if that helps you to better quantify your experience of a symptom.

Intensity of Symptom 1 - Allergies / Food Sensitivities

Frequency of Symptom 1 - Allergies / Food Sensitivities

Intensity of Symptom 2 - Anxiety / Agitation / Irritability / Restlessness

Frequency of Symptom 2 - Anxiety / Agitation / Irritability / Restlessness

Intensity of Symptom 3 - "Brain Fog" / Unable to Think Clearly or Concentrate

Frequency of Symptom 3 - "Brain Fog" / Unable to Think Clearly or Concentrate

Intensity of Symptom 4 - Depression / Loss of Motivation (for no clear reason)

Frequency of Symptom 4 - Depression / Loss of Motivation (for no clear reason)

Intensity of Symptom 5 - Digestive Problems / Stomach Pain / Irritable Bowel

Frequency of Symptom 5 - Digestive Problems / Stomach Pain / Irritable Bowel

Intensity of Symptom 6 - Dizziness, Including Loss of Balance

Frequency of Symptom 6 - Dizziness, Including Loss of Balance

Intensity of Symptom 7 - Dysesthesia – Nerve Pain, Burning Sensations, Tremors, or Other Abnormal Sensations (prickling, aching, etc. often in hands and/or feet)

Frequency of Symptom 7 - Dysesthesia – Nerve Pain, Burning Sensations, Tremors, or Other Abnormal Sensations (prickling, aching, etc. often in hands and/or feet)

Intensity of Symptom 8 - Eye / Vision Problems, Blurred Vision

Frequency of Symptom 8 - Eye / Vision Problems, Blurred Vision

Intensity of Symptom 9 - Ears: Ringing, Buzzing or Tones in Ears (Tinnitus)

Frequency of Symptom 9 - Ears: Ringing, Buzzing or Tones in Ears (Tinnitus)

Intensity of Symptom 10 - Ear Pain and/or Hearing Loss and/or Hypersensitivity

Frequency of Symptom 10 - Ear Pain and/or Hearing Loss and/or Hypersensitivity

Intensity of Symptom 11 - Fatigue / Lethargy / Lack of Energy

Frequency of Symptom 11 - Fatigue / Lethargy / Lack of Energy

Intensity of Symptom 12 - Flu-Like Symptoms

Frequency of Symptom 12 - Flu-Like Symptoms

Intensity of Symptom 13 - Head: Weird Sensations of Pressure in or on the Head

Frequency of Symptom 13 - Head: Weird Sensations of Pressure in or on the Head

Intensity of Symptom 14 - Heart Racing, Arrhythmia, Palpitations

Frequency of Symptom 14 - Heart Racing, Arrhythmia, Palpitations

Intensity of Symptom 15 - Heart / Chest Pain

Frequency of Symptom 15 - Heart / Chest Pain

Intensity of Symptom 16 - High Blood Pressure

Frequency of Symptom 16 - High Blood Pressure

Intensity of Symptom 17 - Insomnia / Sleep Disturbances

Frequency of Symptom 17 - Insomnia / Sleep Disturbances

Intensity of Symptom 18 - Involuntary Muscle Contractions / Twitches / Cramps

Frequency of Symptom 18 - Involuntary Muscle Contractions / Twitches / Cramps

Intensity of Symptom 19 - Low Blood Pressure

Frequency of Symptom 19 - Low Blood Pressure

Intensity of Symptom 20 - Malaise, or Generally Feeling Unwell

Frequency of Symptom 20 - Malaise, or Generally Feeling Unwell

Intensity of Symptom 21 - Headaches (NOT Migraines)

Frequency of Symptom 21 - Headaches (NOT Migraines)

Intensity of Symptom 22 - Migraine Headaches

Frequency of Symptom 22 - Migraine Headaches

Intensity of Symptom 23 - Memory Problems

Frequency of Symptom 23 - Memory Problems

Intensity of Symptom 24 – Nausea

Frequency of Symptom 24 – Nausea

Intensity of Symptom 25 – Nosebleeds

Frequency of Symptom 25 – Nosebleeds

Intensity of Symptom 26 - Numbness in Hands or Feet

Frequency of Symptom 26 - Numbness in Hands or Feet

Intensity of Symptom 27 - Pain in Joints, Bones, Muscles, etc. Including Arthritic Pain

Frequency of Symptom 27 - Pain in Joints, Bones, Muscles, etc. Including Arthritic Pain

Intensity of Symptom 28 - Skin Sensations of Tingling, Burning or Itching

Frequency of Symptom 28 - Skin Sensations of Tingling, Burning or Itching

Intensity of Symptom 29 - Skin Rashes, Irritation, Discoloration, Dryness

Frequency of Symptom 29 - Skin Rashes, Irritation, Discoloration, Dryness

Intensity of Symptom 30 - Worsening of Other Medical Condition(s)

Frequency of Symptom 30 - Worsening of Other Medical Condition(s)

Please offer constructive criticism on this survey and/or this study thus far and what you believe could or should be done to improve it (leave blank if no suggestions for now).

If at any time you have any questions or concerns about this study, please contact our Research Coordinator at *****.

Thank You and Next Steps

Thank you for taking the time to fill out this survey.

The FLFE Smarter EMF service will be activated on your property and on your phone (or personal object) within a few days. You will receive an e-mail confirming the receipt of your survey results and the date of FLFE service activation.